

Drum Set

INTRODUCTION

Stephen Deazley

♩=120

Musical notation for the first staff of the introduction. It is in 4/4 time. The first measure contains a quarter rest followed by a quarter note. The second measure contains a quarter rest followed by a quarter note. The third and fourth measures contain continuous eighth-note patterns. A *sim* dynamic marking is present above the third measure. There are four orange square markers above the staff, one in each measure.

Musical notation for the second staff of the introduction. It is in 4/4 time and consists of four measures of continuous eighth-note patterns. The staff begins and ends with a repeat sign. There are five orange square markers above the staff, one in each measure.

Musical notation for the third staff, labeled **A HERE WE GO**. It is in 4/4 time. The first measure contains a quarter note, followed by three measures of quarter notes. The last measure contains a quarter note and a quarter rest. The fourth measure contains continuous eighth-note patterns. A *sim* dynamic marking is present above the second measure. There are four orange square markers above the staff, one in each measure.

Musical notation for the fourth staff. It is in 4/4 time and consists of four measures of continuous eighth-note patterns. There are four orange square markers above the staff, one in each measure.


Musical notation for the fifth staff. It is in 4/4 time. The first four measures each contain a quarter note followed by a quarter rest. The fifth measure contains a quarter note followed by a quarter rest. The staff ends with a double bar line. There are five orange square markers above the staff, one in each measure.

Musical notation for the sixth staff, labeled **B WAIT A MINUTE**. It is in 4/4 time. The first measure contains a quarter rest followed by a quarter note. The second measure contains a quarter rest followed by a quarter note. The third and fourth measures contain continuous eighth-note patterns. A *sim* dynamic marking is present above the third measure. There are four orange square markers above the staff, one in each measure.


Musical notation for the seventh staff, labeled **C GATHER YOURSELF**. It is in 3/4 time. The first measure contains a whole note. The second measure contains a whole rest. The third measure contains a whole note. The staff ends with a double bar line. The text "Light cymbals rolls" is written above the first measure. There are two orange square markers above the staff, one in each measure.

Musical notation for the eighth staff. It is in 4/4 time. The first measure contains a whole rest. The second measure contains a whole note with a "2" above it. The third measure contains a whole rest. The fourth measure contains a whole note with a "2" above it. The staff ends with a double bar line. There are five orange square markers above the staff, one in each measure.


38 **NOW WE'RE OFF!** 8



46 **D WHICH WAY IS IT?** sticks or hi-hat




50



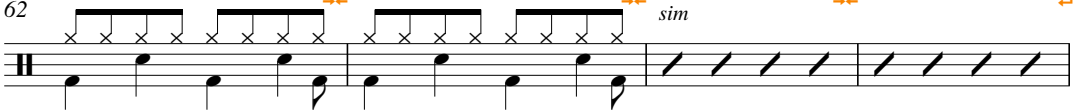
54 **FOLLOW ME** fill



58 **E** *sim*



62 **THIS WAY, KEEP GOING** *sim*



66



F LET'S THINK ABOUT THIS
71 Light cymbals rolls

'ERM, TRY SOMETHING DIFF'RENT?'
77

G QUITE TASTY!
83

87

H A NICE BIG CHEESY FLAN
91 Play out

95

99 1.2. rpt ad.lib.